

SREE SANKARA COLLEGE ASSOCIATION- KALADY.
Income and Expenditure for the year ended 31st March, 2019

Particulars	Note No	For the year ended 31st March 2019	For the year ended 31st March 2018
I. Revenue from operations	J	1,86,50,507.00	1,40,19,809.00
II. Other Income	K	1,93,392.00	4,51,897.00
III. Total Revenue (I +II)		1,88,43,899.00	1,44,71,706.00
<u>IV. Expenses:</u>			
Financial costs	L	6,780.71	3,918.15
Employee benefit expense	M	36,57,423.00	42,03,327.00
Depreciation and amortization expense	I	75,21,383.45	62,07,038.77
Other expenses	N	65,96,601.00	52,46,197.00
Total Expenses		1,77,82,188.16	1,56,60,480.92
V. Profit before exceptional and extraordinary items and tax	(III - IV)	10,61,710.84	(11,88,774.92)

K. Anand
(Mg. Director)

T P Sivaramakrishnan
(Chartered Accountant)



V Ramalingam
(Director)


T.P.Sivaramakrishnan, B.Sc., FCA
Chartered Accountant
M. No: 2408

Place : Kalady
Date : 29.06.2019



K.S.Neelacanta Iyer
(Director)




PRINCIPAL
SREE SANKARA COLLEGE
KALADY

SREE SANKARA COLLEGE ASSOCIATION, KALADY
LIST OF FIXED ASSETS - 31.03.2019.

Note - I												
TANGIBLE ASSETS												
Sl No	PARTICULARS	GROSS BLOCK				DEPRECIATION				NET BLOCK		
		As on 01.04.2018	Up to Sept 2018	after Sept 2018	Deletions	As on 31.03.2019	Rate %	Up to 31.03.2018	During the period	Up to 31.03.2019	As on 31.03.2019	As on 31.03.2018
1	Land	26,80,306.82				26,80,306.82	-				26,80,306.82	26,80,306.82
2	Buildings	4,65,78,712.69		4,63,606.00		4,70,42,318.69	5.00%	1,25,98,873.55	17,10,582.11	1,43,09,455.66	3,27,32,863.03	3,39,79,839.14
3	Canteen	1,22,55,074.92		34,28,201.00		1,56,83,275.92	5.00%	6,84,723.82	6,64,222.58	13,48,946.40	1,43,34,329.52	1,15,70,351.10
4	Electrical & Pipe Fitting	8,53,781.57		7,39,719.00		15,93,500.57	25.88%	8,13,101.89	1,06,247.54	9,19,349.43	6,74,151.14	40,679.68
5	Open Air Theatre	29,116.69				29,116.69	5.00%	27,543.31	78.67	27,621.98	1,494.71	1,573.38
6	Open Air Auditorium	29,46,000.30				29,46,000.30	5.00%	11,39,609.64	90,319.53	12,29,929.17	17,16,071.13	18,06,390.66
7	Swimming Pool	82,445.41				82,445.41	5.00%	57,507.96	1,246.87	58,754.83	23,690.58	24,937.45
8	Stadium	10,327.95				10,327.95	5.00%	9,977.20	17.54	9,994.74	333.21	350.75
9	Students Centre	71,282.56				71,282.56	5.00%	61,867.61	470.75	62,338.36	8,944.20	9,414.95
10	Furniture & Office Equipmen	86,31,680.16	46,800.00	3,34,591.00		90,13,071.16	18.10%	68,20,652.01	3,66,547.38	71,87,199.39	18,25,871.77	18,11,028.15
11	Lab for Microbiology	1,24,590.08				1,24,590.08	5.00%	63,627.92	3,048.11	66,676.03	57,914.05	60,962.16
12	Laboratory Equipments	43,16,000.36		4,61,547.00		47,77,547.36	25.88%	41,99,711.80	89,819.66	42,89,531.46	4,88,015.90	1,16,288.56
13	Library Books	11,19,301.87				11,19,301.87	18.10%	10,68,311.78	9,229.21	10,77,540.99	41,760.88	50,990.09
14	Self financing Books	91,139.00				91,139.00	18.10%	83,499.66	1,382.83	84,881.89	6,257.11	7,639.94
15	Water Tank	7,806.19				7,806.19	18.10%	7,556.10	45.27	7,601.37	204.82	250.09
16	Xerox Machine	2,85,000.00				2,85,000.00	15.33%	1,08,021.66	27,130.78	1,35,152.44	1,49,847.56	1,76,978.34
17	Bore Well	4,11,525.05				4,11,525.05	18.10%	3,77,655.55	6,130.38	3,83,785.93	27,739.12	33,869.50
18	Toilets	2,63,476.19				2,63,476.19	18.10%	1,69,190.80	17,065.66	1,86,256.46	77,219.73	94,285.39
19	Over Head Tank	51,225.16				51,225.16	18.10%	50,207.17	184.26	50,391.43	833.73	1,017.99
20	Aadi Sankara Mandapam	28,007.00				28,007.00	18.10%	27,357.79	117.51	27,475.30	531.70	649.21
21	Basket Ball Court	1,08,320.00				1,08,320.00	18.10%	1,04,964.12	607.41	1,05,571.53	2,748.47	3,355.88
22	Security Guard Room	5,500.00				5,500.00	18.10%	5,343.47	28.33	5,371.80	128.20	156.53
23	P.G Block (Jubilee Memorial	86,57,576.00				86,57,576.00	5.00%	43,96,316.88	2,13,062.96	46,09,379.84	40,48,196.16	42,61,259.12
24	Cycke Shed	95,406.00				95,406.00	18.10%	91,226.92	756.41	91,983.33	3,422.67	4,179.08
25	Association office building	34,870.81				34,870.81	5.00%	25,198.24	483.63	25,681.87	9,188.94	9,672.57
26	Refrigerator	75,600.00				75,600.00	15.33%	68,333.83	1,113.90	69,447.73	6,152.27	7,266.17
27	New Passage	37,200.00				37,200.00	5.00%	24,953.49	612.33	25,565.82	11,634.18	12,246.51
28	Generator	6,51,680.00				6,51,680.00	15.33%	4,85,691.60	25,446.02	5,11,137.62	1,40,542.38	1,65,988.40
29	Generator House	1,35,485.00				1,35,485.00	5.00%	80,252.19	2,761.64	83,013.83	52,471.17	55,232.81
30	Protection Wall	68,100.00				68,100.00	5.00%	45,197.46	1,145.13	46,342.59	21,757.41	22,902.54
31	Electrical Fittings	3,68,630.00				3,68,630.00	18.10%	2,57,744.70	20,070.24	2,77,814.94	90,815.06	1,10,885.30
32	Foot Ball Court & Play grou	8,91,038.00				8,91,038.00	18.10%	8,57,742.92	6,026.41	8,63,769.33	27,268.67	33,295.08
33	Air Conditioner	67,400.00				67,400.00	15.33%	61,565.45	894.44	62,459.89	4,940.11	5,834.55
34	Compound Wall	17,66,775.00				17,66,775.00	5.00%	6,30,145.21	56,831.49	6,86,976.70	10,79,798.30	11,36,629.79
35	Computer & Printer	51,03,952.00	4,22,800.00		8,75,914.00	46,50,838.00	40.00%	21,70,284.66	13,42,586.94	35,12,871.60	11,37,966.40	29,33,667.34
36	Water Cooler	1,02,360.00				1,02,360.00	15.33%	94,565.16	1,194.95	95,760.11	6,599.89	7,794.84

K. Anand
(Mg. Director)
Place : Kalady
Date : 29.06.2019

V Ramalingam
(Director)

K.S.Neelacanta Iyer
(Director)

T P Sivaramakrishnan
(Chartered Accountant)

T.P.Sivaramakrishnan
T.P.Sivaramakrishnan, B.Sc., FCA
Chartered Accountant
M. No: 24087



Beethu

PRINCIPAL
SREE SANKARA COLLEGE
KALADY

SREE SANKARA COLLEGE ASSOCIATION, KALADY
LIST OF FIXED ASSETS - 31.03.2019.

Note - I TANGIBLE ASSETS												
Sl No	PARTICULARS	GROSS BLOCK				DEPRECIATION				NET BLOCK		
		As on	Up to Sept 2018	after Sept 2018	Deletions	As on	Rate	Up to	Up to	As on	As on	
		01.04.2018				31.03.2019	%	31.03.2018		During the period		31.03.2019
37	P.A.B.X Installation	80,255.00				80,255.00	15.33%	75,046.91	798.40	75,845.31	4,409.69	5,208.09
38	Panasonic CD Projector	6,24,000.00	3,65,800.00			9,89,800.00	15.33%	92,022.49	1,37,629.29	2,29,651.78	7,60,148.22	5,31,977.51
39	Photostat Machine	64,000.00		3,46,633.00		4,10,633.00	15.33%	48,390.72	28,962.32	77,353.04	3,33,279.96	15,609.28
40	Weighing Balance	89,882.00				89,882.00	15.33%	76,576.21	2,039.78	78,615.99	11,266.01	13,305.79
41	Ladies Hostel Building	25,00,000.00				25,00,000.00	5.00%	5,14,641.02	99,267.95	6,13,908.97	18,86,091.03	19,85,358.98
42	Fridge	11,375.00				11,375.00	15.33%	8,600.69	425.30	9,025.99	2,349.01	2,774.31
43	Battery & Inverter	66,800.00				66,800.00	15.33%	33,750.83	5,066.44	38,817.27	27,982.73	33,049.17
44	Camera/CCTV	4,79,942.00	2,33,008.00			7,12,950.00	15.33%	1,29,325.52	89,469.63	2,18,795.15	4,94,154.85	3,50,616.48
45	Fax	6,500.00				6,500.00	15.33%	5,457.83	159.76	5,617.59	882.41	1,042.17
46	Building - Malayalam Block	1,77,25,000.00				1,77,25,000.00	5.00%	65,24,804.57	5,60,009.77	70,84,814.34	1,06,40,185.66	1,12,00,195.43
47	Indoor Stadium	1,35,00,000.00				1,35,00,000.00	5.00%	27,45,274.14	5,37,736.29	32,83,010.43	1,02,16,989.57	1,07,54,725.86
48	Building - NR Students Cent	7,18,380.00				7,18,380.00	5.00%	1,37,947.41	29,021.63	1,66,969.04	5,51,410.96	5,80,432.59
49	Building Near Basket Ball C	1,00,00,000.00				1,00,00,000.00	5.00%	10,31,406.25	4,48,429.69	14,79,835.94	85,20,164.06	89,68,593.75
50	Ladies Waiting Shed	2,96,000.00				2,96,000.00	5.00%	60,933.50	11,753.33	72,686.83	2,23,313.17	2,35,066.50
51	Well	2,11,500.00				2,11,500.00	5.00%	34,280.59	8,860.97	43,141.56	1,68,358.44	1,77,219.41
52	Building - Micro Biology	1,09,89,015.00				1,09,89,015.00	5.00%	24,17,096.80	4,28,595.91	28,45,692.71	81,43,322.29	85,71,918.20
53	Chalk Board	87,500.00				87,500.00	25.88%	45,649.80	10,830.83	56,480.63	31,019.37	41,850.20
54	MD Cabin & South Block	11,88,950.00				11,88,950.00	5.00%	1,42,748.31	52,310.08	1,95,058.39	9,93,891.61	10,46,201.69
55	S. Block - Upgradation	5,05,358.00				5,05,358.00	5.00%	37,270.15	23,404.39	60,674.54	4,44,683.46	4,68,087.85
56	Transformer 250KVA	2,33,640.00		4,86,100.00		7,19,740.00	15.33%	17,908.51	70,331.20	88,239.71	6,31,500.29	2,15,731.49
57	Tiles & Aluminium	14,43,076.00				14,43,076.00	25.88%	8,38,026.40	1,56,586.84	9,94,613.24	4,48,462.76	6,05,049.60
58	Check Post & Side Wall	1,38,080.00				1,38,080.00	5.00%	23,725.03	5,717.75	29,442.78	1,08,637.22	1,14,354.97
59	Retaining Wall	8,21,350.00				8,21,350.00	5.00%	2,47,775.85	28,678.71	2,76,454.56	5,44,895.44	5,73,574.15
60	Printer	-	1,16,036.00			1,16,036.00	15.33%	-	17,788.32	17,788.32	98,247.68	-
		16,07,87,295.78	11,84,444.00	62,60,397.00	8,75,914.00	16,73,56,222.78		5,30,57,182.45	75,21,383.45	6,05,78,565.90	10,67,77,656.88	10,77,30,113.33

K. Anand
(Mg. Director)

V Ramalingam
(Director)

K.S.Neelacanta Iyer
(Director)

T P Sivaramakrishnan
(Chartered Accountant)

Place : Kalady
Date : 29.06.2019



T.P. Sivaramakrishnan
T.P. Sivaramakrishnan, B.Sc., FCA
Chartered Accountant
M. No: 24087



Prasanth
PRINCIPAL
SREE SANKARA COLLEGE
KALADY

SREE SANKARA COLLEGE ASSOCIATION- KALADY.
Income and Expenditure for the year ended 31st March, 2020

Particulars	Note No	For the year ended 31st March 2020	For the year ended 31st March 2019
I. Revenue from operations	J	1,94,92,161.00	1,86,50,507.00
II. Other Income	K	4,64,460.93	1,93,392.00
III. Total Revenue (I +II)		1,99,56,621.93	1,88,43,899.00
<i>IV. Expenses:</i>			
Financial costs	L	3,264.42	6,780.71
Employee benefit expense	M	57,14,831.00	36,57,423.00
Depreciation and amortization expense	I	67,95,783.54	75,21,383.45
Other expenses	N	77,10,625.21	65,96,601.00
Total Expenses		2,02,24,504.17	1,77,82,188.16
V. Profit before exceptional and extraordinary items and tax	(III - IV)	(2,67,882.24)	10,61,710.84

K. Anand
(Mg. Director)

T.P.Sivaramakrishnan, B.Sc., FCA
Chartered Accountant
M. No: 24087

T P Sivaramakrishnan
(Chartered Accountant)

D.Dasaratharaman
(Director)



Place : Kalady
Date : 14.09.2020

K.S.Neelacanta Iyer
(Director)



Prathy
PRINCIPAL
SREE SANKARA COLLEGE
KALADY

SREE SANKARA COLLEGE ASSOCIATION, KALADY
LIST OF FIXED ASSETS - 31.03.2020.

Note - I												
TANGIBLE ASSETS												
Sl No	PARTICULARS	GROSS BLOCK				DEPRECIATION				NET BLOCK		
		As on 01.04.2019	Up to Sept 2019	after Sept 2019	Deletions	As on 31.03.2020	Rate %	Up to 31.03.2019	During the period	Up to 31.03.2020	As on 31.03.2020	As on 31.03.2019
1	Land	26,80,306.82				26,80,306.82	0.00%	-	-	-	26,80,306.82	26,80,306.82
2	Buildings	4,70,42,318.69	32,94,869.40			5,03,37,188.09	5.00%	1,43,09,455.66	18,01,386.62	1,61,10,842.28	3,42,26,345.81	3,27,32,863.03
3	Canteen	1,56,83,275.92				1,56,83,275.92	5.00%	13,48,946.40	7,16,716.48	20,65,662.88	1,36,17,613.04	1,43,34,329.52
4	Electrical & Pipe Fitting	15,93,500.57				15,93,500.57	25.88%	9,19,349.43	1,74,470.32	10,93,819.75	4,99,680.82	6,74,151.14
5	Open Air Theatre	29,116.69				29,116.69	5.00%	27,621.98	74.74	27,696.72	1,419.97	1,494.71
6	Open Air Auditorium	29,46,000.30				29,46,000.30	5.00%	12,29,929.17	85,803.56	13,15,732.73	16,30,267.57	17,16,071.13
7	Swimming Pool	82,445.41				82,445.41	5.00%	58,754.83	1,184.53	59,939.36	22,506.05	23,690.58
8	Stadium	10,327.95				10,327.95	5.00%	9,994.74	16.66	10,011.40	316.55	333.21
9	Students Centre	71,282.56				71,282.56	5.00%	62,338.36	447.21	62,785.57	8,496.99	8,944.20
10	Furniture & Office Equipme	90,13,071.16	2,55,647.00			92,68,718.16	18.10%	71,87,199.39	3,76,754.90	75,63,954.29	17,04,763.87	18,25,871.77
11	Lab for Microbiology	1,24,590.08				1,24,590.08	5.00%	66,676.03	2,895.70	69,571.73	55,018.35	57,914.05
12	Laboratory Equipments	47,77,547.36				47,77,547.36	25.88%	42,89,531.46	1,26,298.51	44,15,829.97	3,61,717.39	4,88,015.90
13	Library Books	11,19,301.87				11,19,301.87	18.10%	10,77,540.99	7,558.72	10,85,099.71	34,202.16	41,760.88
14	Self financing Books	91,139.00				91,139.00	18.10%	84,881.89	1,132.54	86,014.43	6,257.11	6,257.11
15	Water Tank	7,806.19				7,806.19	18.10%	7,601.37	37.07	7,638.44	167.75	204.82
16	Xerox Machine	2,85,000.00				2,85,000.00	15.33%	1,35,152.44	22,971.63	1,58,124.07	1,26,875.93	1,49,847.56
17	Bore Well	4,11,525.05				4,11,525.05	18.10%	3,83,785.93	5,020.78	3,88,806.71	22,718.34	27,739.12
18	Toilets	2,63,476.19				2,63,476.19	18.10%	1,86,256.46	13,976.77	2,00,233.23	63,242.96	77,219.73
19	Over Head Tank	51,225.16				51,225.16	18.10%	50,391.43	150.91	50,542.34	682.82	833.73
20	Aadi Sankara Mandapam	28,007.00				28,007.00	18.10%	27,475.30	96.24	27,571.54	435.46	531.70
21	Basket Ball Court	1,08,320.00				1,08,320.00	18.10%	1,05,571.53	497.47	1,06,069.00	2,251.00	2,748.47
22	Security Guard Room	5,500.00				5,500.00	18.10%	5,371.80	23.20	5,395.00	105.00	128.20
23	P.G Block (Jubilee Memorial	86,57,576.00				86,57,576.00	5.00%	46,09,379.84	2,02,409.81	48,11,789.65	38,45,786.35	40,48,196.16
24	Cycke Shed	95,406.00				95,406.00	18.10%	91,983.33	619.50	92,602.83	2,803.17	3,422.67
25	Association office building	34,870.81				34,870.81	5.00%	25,681.87	459.45	26,141.32	8,729.49	9,188.94
26	Refrigerator	75,600.00				75,600.00	15.33%	69,447.73	943.14	70,390.87	5,209.13	6,152.27
27	New Passage	37,200.00				37,200.00	5.00%	25,565.82	581.71	26,147.53	11,052.47	11,634.18
28	Generator	6,51,680.00				6,51,680.00	15.33%	5,11,137.62	21,545.15	5,32,682.77	1,18,997.23	1,40,542.38
29	Generator House	1,35,485.00				1,35,485.00	5.00%	83,013.83	2,623.56	85,637.39	49,847.61	52,471.17
30	Protection Wall	68,100.00				68,100.00	5.00%	46,342.59	1,087.87	47,430.46	20,669.54	21,757.41
31	Electrical Fittings	3,68,630.00				3,68,630.00	18.10%	2,77,814.94	16,437.53	2,94,252.47	74,377.53	90,815.06
32	Foot Ball Court & Play grou	8,91,038.00				8,91,038.00	18.10%	8,63,769.33	4,935.63	8,68,704.96	22,333.04	27,268.67
33	Air Conditioner	67,400.00				67,400.00	15.33%	62,459.89	757.32	63,217.21	4,182.79	4,940.11
34	Compound Wall	17,66,775.00				17,66,775.00	5.00%	6,86,976.70	53,989.92	7,40,966.62	10,25,808.38	10,79,798.30
35	Computer & Printer	46,50,838.00				46,50,838.00	40.00%	35,12,871.60	4,55,186.56	39,68,058.16	6,82,779.84	11,37,966.40
36	Water Cooler	1,02,360.00				1,02,360.00	15.33%	95,760.11	1,011.76	96,771.87	5,588.13	6,599.89


K. Anand
(Mg. Director)

D.Dasaratharaman
(Director)

K.S.Neelacanta Iyer
(Director)

T P Sivaramakrishnan
(Chartered Accountant)

Place : Kalady
Date : 14.09.2020



T.P.Sivaramakrishnan, B.Sc., FCA
Chartered Accountant
M. No: 24087



Prakash
PRINCIPAL
SREE SANKARA COLLEGE
KALADY

SREE SANKARA COLLEGE ASSOCIATION, KALADY
LIST OF FIXED ASSETS - 31.03.2020.

Note - I												
TANGIBLE ASSETS												
Sl No	PARTICULARS	GROSS BLOCK				DEPRECIATION				NET BLOCK		
		As on 01.04.2019	Up to Sept 2019	after Sept 2019	Deletions	As on 31.03.2020	Rate %	Up to 31.03.2019	During the period	Up to 31.03.2020	As on 31.03.2020	As on 31.03.2019
37	P.A.B.X Installation	80,255.00				80,255.00	15.33%	75,845.31	676.01	76,521.32	3,733.68	4,409.69
38	Panasonic CD Projector	9,89,800.00				9,89,800.00	15.33%	2,29,651.78	1,16,530.72	3,46,182.50	6,43,617.50	7,60,148.22
39	Photostat Machine	4,10,633.00				4,10,633.00	15.33%	77,353.04	51,091.82	1,28,444.86	2,82,188.14	3,33,279.96
40	Weighing Balance	89,882.00				89,882.00	15.33%	78,615.99	1,727.08	80,343.07	9,538.93	11,266.01
41	Ladies Hostel Building	25,00,000.00				25,00,000.00	5.00%	6,13,908.97	94,304.55	7,08,213.52	17,91,786.48	18,86,091.03
42	Fridge	11,375.00				11,375.00	15.33%	9,025.99	360.10	9,386.09	1,988.91	2,349.01
43	Battery & Inverter	66,800.00				66,800.00	15.33%	38,817.27	4,289.75	43,107.02	23,692.98	27,982.73
44	Camera/CCTV	7,12,950.00	99,120.00	42,493.00		8,54,563.00	15.33%	2,18,795.15	94,206.12	3,13,001.27	5,41,561.73	4,94,154.85
45	Fax	6,500.00				6,500.00	15.33%	5,617.59	135.27	5,752.86	747.14	882.41
46	Building - Malayalam Block	1,77,25,000.00				1,77,25,000.00	5.00%	70,84,814.34	5,32,009.28	76,16,823.62	1,01,08,176.38	1,06,40,185.66
47	Indoor Stadium	1,35,00,000.00				1,35,00,000.00	5.00%	32,83,010.43	5,10,849.48	37,93,859.91	97,06,140.09	1,02,16,989.57
48	Building - NR Students Cent	7,18,380.00				7,18,380.00	5.00%	1,66,969.04	27,570.55	1,94,539.59	5,23,840.41	5,51,410.96
49	Building Near Basket Ball C	1,00,00,000.00				1,00,00,000.00	5.00%	14,79,835.94	4,26,008.20	19,05,844.14	80,94,155.86	85,20,164.06
50	Ladies Waiting Shed	2,96,000.00				2,96,000.00	5.00%	72,686.83	11,165.66	83,852.49	2,12,147.51	2,23,313.17
51	Well	2,11,500.00				2,11,500.00	5.00%	43,141.56	8,417.92	51,559.48	1,59,940.52	1,68,358.44
52	Building - Micro Biology	1,09,89,015.00				1,09,89,015.00	5.00%	28,45,692.71	4,07,166.11	32,52,858.82	77,36,156.18	81,43,322.29
53	Chalk Board	87,500.00				87,500.00	25.88%	56,480.63	8,027.81	64,508.44	22,991.56	31,019.37
54	MD Cabin & South Block	11,88,950.00				11,88,950.00	5.00%	1,95,058.39	49,694.58	2,44,752.97	9,44,197.03	9,93,891.61
55	S. Block - Upgradation	5,05,358.00				5,05,358.00	5.00%	60,674.54	22,234.17	82,908.71	4,22,449.29	4,44,683.46
56	Transformer 250KVA	7,19,740.00		7,38,202.00		14,57,942.00	15.33%	88,239.71	1,53,392.18	2,41,631.89	12,16,310.11	6,31,500.29
57	Tiles & Aluminium	14,43,076.00				14,43,076.00	25.88%	9,94,613.24	1,16,062.16	11,10,675.40	3,32,400.60	4,48,462.76
58	Check Post & Side Wall	1,38,080.00				1,38,080.00	5.00%	29,442.78	5,431.86	34,874.64	1,03,205.36	1,08,637.22
59	Retaining Wall	8,21,350.00				8,21,350.00	5.00%	2,76,454.56	27,244.77	3,03,699.33	5,17,650.67	5,44,895.44
60	Printer	1,16,036.00				1,16,036.00	15.33%	17,788.32	15,061.37	32,849.69	83,186.31	98,247.68
61	Inverter	-		20,000.00		20,000.00	15.33%	-	1,533.00	1,533.00	18,467.00	-
62	Networking	-		1,36,850.00		1,36,850.00	15.33%	-	10,489.55	10,489.55	1,26,360.45	-
		16,73,56,222.78	36,49,636.40	9,37,545.00	-	17,19,43,404.18		6,05,78,565.90	67,95,783.54	6,73,74,349.44	10,45,69,054.74	10,67,77,656.88


K. Anand
(Mg. Director)

D.Dasaratharaman
(Director)

K.S.Neelacanta Iyer
(Director)

T P Sivaramakrishnan
(Chartered Accountant)

Place : Kalady
Date : 14.09.2020



T.P.Sivaramakrishnan
T.P.Sivaramakrishnan, B.Sc., FCA
Chartered Accountant
M. No: 24087



Prath
PRINCIPAL
SREE SANKARA COLLEGE
KALADY

SREE SANKARA COLLEGE ASSOCIATION- KALADY.
Income and Expenditure for the year ended 31st March, 2021

Particulars	Note No	For the year ended 31st March 2021	For the year ended 31st March 2020
I. Revenue from operations	J	1,12,71,880.00	1,94,92,161.00
II. Other Income	K	4,35,329.03	4,64,460.93
III. Total Revenue (I +II)		1,17,07,209.03	1,99,56,621.93
<u>IV. Expenses:</u>			
Financial costs	L	3,284.11	3,264.42
Employee benefit expense	M	52,26,890.00	57,14,831.00
Depreciation and amortization expense	I	62,20,078.22	67,95,783.54
Other expenses	N	55,74,711.00	77,10,625.21
Total Expenses		1,70,24,963.33	2,02,24,504.17
V. Profit before exceptional and extraordinary items and tax	(III - IV)	(53,17,754.30)	(2,67,882.24)

K. Anand
(Mg. Director)

T P Sivaramakrishnan
(Chartered Accountant)

D.Dasaratharaman
(Director)

T.P.Sivaramakrishnan
T.P.Sivaramakrishnan - B.Sc., FCA
 Chartered Accountant
 M. No. 4087



Place : Kalady
Date :

K.S.Neelacanta Iyer
(Director)



Prasad
PRINCIPAL
SREE SANKARA COLLEGE
KALADY

SREE SANKARA COLLEGE ASSOCIATION, KALADY
LIST OF FIXED ASSETS - 31.03.2021.

Note - I												
TANGIBLE ASSETS												
Sl No	PARTICULARS	GROSS BLOCK				DEPRECIATION			NET BLOCK			
		As on 01.04.2020	Up to Sept 2020	after Sept 2020	Deletions	As on 31.03.2021	Rate %	Up to 31.03.2020	During the period	Up to 31.03.2021	As on 31.03.2021	As on 31.03.2020
1	Land.	26,80,306.82				26,80,306.82	0.00%				26,80,306.82	26,80,306.82
2	Buildings.	5,03,37,188.09				5,03,37,188.09	5.00%	1,61,10,842.28	17,11,317.29	1,78,22,159.57	3,25,15,028.52	3,42,26,345.81
3	Canteen	1,56,83,275.92				1,56,83,275.92	5.00%	20,65,662.88	6,80,880.65	27,46,543.53	1,29,36,732.39	1,36,17,613.04
4	Electrical & Pipe Fitting	15,93,500.57				15,93,500.57	25.88%	10,93,819.75	1,29,317.40	12,23,137.15	3,70,363.42	4,99,680.82
5	Open Air Theatre	29,116.69				29,116.69	5.00%	27,696.72	71.00	27,767.72	1,348.97	1,419.97
6	Open Air Auditorium	29,46,000.30		10,00,000.00		39,46,000.30	5.00%	13,15,732.73	1,06,513.38	14,22,246.11	25,23,754.19	16,30,267.57
7	Swimming Pool	82,445.41				82,445.41	5.00%	59,939.36	1,125.30	61,064.66	21,380.75	22,506.05
8	Stadium	10,327.95				10,327.95	5.00%	10,011.40	15.83	10,027.23	300.72	316.55
9	Students Centre	71,282.56				71,282.56	5.00%	62,785.57	424.85	63,210.42	8,072.14	8,496.99
10	Furniture & Office Equipmen	92,68,718.16				92,68,718.16	18.10%	75,63,954.29	3,08,562.26	78,72,516.55	13,96,201.61	17,04,763.87
11	Lab for Microbiology	1,24,590.08				1,24,590.08	5.00%	69,571.73	2,750.92	72,322.65	52,267.43	55,018.35
12	Laboratory Equipments	47,77,547.36	53,987.00			48,31,534.36	25.88%	44,15,829.97	1,07,584.30	45,23,414.27	3,08,120.09	3,61,717.39
13	Library Books	11,19,301.87				11,19,301.87	18.10%	10,85,099.71	6,190.59	10,91,290.30	28,011.57	34,202.16
14	Self financing Books	91,139.00				91,139.00	18.10%	86,014.43	927.55	86,941.98	4,197.02	5,124.57
15	Water Tank	7,806.19				7,806.19	18.10%	7,638.44	30.36	7,668.80	137.39	167.75
16	Xerox Machine	2,85,000.00				2,85,000.00	15.33%	1,58,124.07	19,450.08	1,77,574.15	1,07,425.85	1,26,875.93
17	Bore Well	4,11,525.05				4,11,525.05	18.10%	3,88,806.71	4,112.02	3,92,918.73	18,606.32	22,718.34
18	Toilets	2,63,476.19				2,63,476.19	18.10%	2,00,233.23	11,446.98	2,11,680.21	51,795.98	63,242.96
19	Over Head Tank	51,225.16				51,225.16	18.10%	50,542.34	123.59	50,665.93	559.23	682.82
20	Aadi Sankara Mandapam	28,007.00				28,007.00	18.10%	27,571.54	78.82	27,650.36	356.64	435.46
21	Basket Ball Court	1,08,320.00				1,08,320.00	18.10%	1,06,069.00	407.43	1,06,476.43	1,843.57	2,251.00
22	Security Guard Room	5,500.00				5,500.00	18.10%	5,395.00	19.01	5,414.01	85.99	105.00
23	P G Block (Jubileé Memorial	86,57,576.00				86,57,576.00	5.00%	48,11,789.65	1,92,289.32	50,04,078.97	36,53,497.03	38,45,786.35
24	Cycke Shed	95,406.00				95,406.00	18.10%	92,602.83	507.37	93,110.20	2,295.80	2,803.17
25	Association office building	34,870.81				34,870.81	5.00%	26,141.32	436.47	26,577.79	8,293.02	8,729.49
26	Refrigerator	75,600.00				75,600.00	15.33%	70,390.87	798.56	71,189.43	4,410.57	5,209.13
27	New Passage	37,200.00				37,200.00	5.00%	26,147.53	552.62	26,700.15	10,499.85	11,052.47
28	Generator	6,51,680.00				6,51,680.00	15.33%	5,32,682.77	18,242.28	5,50,925.05	1,00,754.95	1,18,997.23
29	Generator House	1,35,485.00				1,35,485.00	5.00%	85,637.39	2,492.38	88,129.77	47,355.23	49,847.61
30	Protection Wall	68,100.00				68,100.00	5.00%	47,430.46	1,033.48	48,463.94	19,636.06	20,669.54
31	Electrical Fittings	3,68,630.00				3,68,630.00	18.10%	2,94,252.47	13,462.33	3,07,714.80	60,915.20	74,377.53
32	Foot Ball Court & Play grou	8,91,038.00				8,91,038.00	18.10%	8,68,704.96	4,042.28	8,72,747.24	18,290.76	22,333.04
33	Air Conditioner	67,400.00				67,400.00	15.33%	63,217.21	641.22	63,858.43	3,541.57	4,182.79
34	Compound Wall	17,66,775.00				17,66,775.00	5.00%	7,40,966.62	51,290.42	7,92,257.04	9,74,517.96	10,25,808.38
35	Computer & Printer	46,50,838.00				46,50,838.00	40.00%	39,68,058.16	2,73,111.94	42,41,170.10	4,09,667.90	6,82,779.84
36	Water Cooler	1,02,360.00				1,02,360.00	15.33%	96,771.87	856.66	97,628.53	4,731.47	5,588.13


K. Anand
(Mg. Director)

D.Dasaratharaman
(Director)

K.S.Neelacanta Iyer
(Director)

T P Sivaramakrishnan
(Chartered Accountant)

Place : Kalady
Date :



T.P.Sivaramakrishnan, B.Sc., FCA
Chartered Accountant
M. No: 24087



Principal
PRINCIPAL
SREE SANKARA COLLEGE
KALADY

SREE SANKARA COLLEGE ASSOCIATION, KALADY
LIST OF FIXED ASSETS - 31.03.2021.

Note - I												
TANGIBLE ASSETS												
Sl No	PARTICULARS	GROSS BLOCK				DEPRECIATION				NET BLOCK		
		As on 01.04.2020	Up to Sept 2020	after Sept 2020	Deletions	As on 31.03.2021	Rate %	Up to 31.03.2020	During the period	Up to 31.03.2021	As on 31.03.2021	As on 31.03.2020
37	P.A.B.X Installation	80,255.00				80,255.00	15.33%	76,521.32	572.37	77,093.69	3,161.31	3,733.68
38	Panasonic CD Projector	9,89,800.00				9,89,800.00	15.33%	3,46,182.50	98,666.56	4,44,849.06	5,44,950.94	6,43,617.50
39	Photostat Machine	4,10,633.00				4,10,633.00	15.33%	1,28,444.86	43,259.44	1,71,704.30	2,38,928.70	2,82,188.14
40	Weighing Balance	89,882.00				89,882.00	15.33%	80,343.07	1,462.32	81,805.39	8,076.61	9,538.93
41	Ladies Hostel Building	25,00,000.00				25,00,000.00	5.00%	7,08,213.52	89,589.32	7,97,802.84	17,02,197.16	17,91,786.48
42	Fridge	11,375.00				11,375.00	15.33%	9,386.09	304.90	9,690.99	1,684.01	1,988.91
43	Battery & Inverter	66,800.00				66,800.00	15.33%	43,107.02	3,632.13	46,739.15	20,060.85	23,692.98
44	Camera/CCTV	8,54,563.00				8,54,563.00	15.33%	3,13,001.27	83,021.41	3,96,022.68	4,58,540.32	5,41,561.73
45	Camera		40,369.00			40,369.00	15.33%	-	6,188.57	6,188.57	34,180.43	-
46	Fax	6,500.00				6,500.00	15.33%	5,752.86	114.54	5,867.40	632.60	747.14
47	Building - Malayalam Block	1,77,25,000.00				1,77,25,000.00	5.00%	76,16,823.62	5,05,408.82	81,22,232.44	96,02,767.56	1,01,08,176.38
48	Indoor Stadium	1,35,00,000.00				1,35,00,000.00	5.00%	37,93,859.91	4,85,307.00	42,79,166.91	92,20,833.09	97,06,140.09
49	Building - NR Students Cent	7,18,380.00				7,18,380.00	5.00%	1,94,539.59	26,192.02	2,20,731.61	4,97,648.39	5,23,840.41
50	Building Near Basket Ball C	1,00,00,000.00				1,00,00,000.00	5.00%	19,05,844.14	4,04,707.79	23,10,551.93	76,89,448.07	80,94,155.86
51	Ladies Waiting Shed	2,96,000.00				2,96,000.00	5.00%	83,852.49	10,607.38	94,459.87	2,01,540.13	2,12,147.51
52	Well	2,11,500.00				2,11,500.00	5.00%	51,559.48	7,997.03	59,556.51	1,51,943.49	1,59,940.52
53	Building - Micro Biology	1,09,89,015.00				1,09,89,015.00	5.00%	32,52,858.82	3,86,807.81	36,39,666.63	73,49,348.37	77,36,156.18
54	Chalk Board	87,500.00				87,500.00	25.88%	64,508.44	5,950.22	70,458.66	17,041.34	22,991.56
55	MD Cabin & South Block	11,88,950.00				11,88,950.00	5.00%	2,44,752.97	47,209.85	2,91,962.82	8,96,987.18	9,44,197.03
56	S. Block - Upgradation	5,05,358.00				5,05,358.00	5.00%	82,908.71	21,122.46	1,04,031.17	4,01,326.83	4,22,449.29
57	Transformer 250KVA	14,57,942.00				14,57,942.00	15.33%	2,41,631.89	1,86,460.34	4,28,092.23	10,29,849.77	12,16,310.11
58	Tiles & Aluminium	14,43,076.00				14,43,076.00	25.88%	11,10,675.40	86,025.28	11,96,700.68	2,46,375.32	3,32,400.60
59	Check Post & Side Wall	1,38,080.00				1,38,080.00	5.00%	34,874.64	5,160.27	40,034.91	98,045.09	1,03,205.36
60	Retaining Wall	8,21,350.00				8,21,350.00	5.00%	3,03,699.33	25,882.53	3,29,581.86	4,91,768.14	5,17,650.67
61	Printer	1,16,036.00				1,16,036.00	15.33%	32,849.69	12,752.46	45,602.15	70,433.85	83,186.31
62	Inverter	20,000.00				20,000.00	15.33%	1,533.00	2,830.99	4,363.99	15,636.01	18,467.00
63	Networking	1,36,850.00		30,873.00		1,67,723.00	15.33%	10,489.55	21,737.47	32,227.02	1,35,495.98	1,26,360.45
		17,19,43,404.18	94,356.00	10,30,873.00	-	17,30,68,633.18		6,73,74,349.44	62,20,078.22	7,35,94,427.66	9,94,74,205.52	10,45,69,054.74

K. Anand
(Mg. Director)

D.Dasaratharaman
(Director)

K.S.Neelacanta Iyer
(Director)

T P Sivaramakrishnan
(Chartered Accountant)

Place : Kalady
Date :



T.P.Sivaramakrishnan, B.Sc., FCA
Chartered Accountant
M. No: 24087



Beeth

PRINCIPAL
SREE SANKARA COLLEGE
KALADY

SREE SANKARA COLLEGE ASSOCIATION- KALADY.
Income and Expenditure for the year ended 31st March, 2022

Particulars	Note No	For the year ended 31st March 2022	For the year ended 31st March 2021
I. Revenue from operations	J	1,78,45,752.00	1,12,71,880.00
II. Other Income	K	4,56,710.43	4,35,329.03
III. Total Revenue (I +II)		1,83,02,462.43	1,17,07,209.03
<u>IV. Expenses:</u>			
Financial costs	L	8,733.20	3,284.11
Employee benefit expense	M	70,99,675.00	52,26,890.00
Depreciation and amortization expense	I	57,61,966.94	62,20,078.22
Other expenses	N	61,18,901.42	55,74,711.00
Total Expenses		1,89,89,276.56	1,70,24,963.33
V. Loss before exceptional and extraordinary items and tax	(III - IV)	(6,86,814.13)	(53,17,754.30)

K. Anand
(Mg. Director)

T P Sivaramakrishnan
(Chartered Accountant)

D.Dasaratharaman
(Director)

T.P.Sivaramakrishnan, B.Sc., FCA
Chartered Accountant

M. No: 27087

Place : Kalady
Date : 29.06.2022

K.S.Neelacanta Iyer
(Director)



Pruthi

PRINCIPAL
SREE SANKARA COLLEGE
KALADY

SREE SANKARA COLLEGE ASSOCIATION, KALADY
LIST OF FIXED ASSETS - 31.03.2022.

Note - I											
TANGIBLE ASSETS											
Sl No	PARTICULARS	GROSS BLOCK				DEPRECIATION				NET BLOCK	
		As on 01.04.2021	Up to Sept 2021	after Sept 2021	Deletions	As on 31.03.2022	Rate %	Up to 31.03.2021	During the period	Up to 31.03.2022	As on 31.03.2022
1	Land	26,80,306.82	4,00,000.00	-	-	0.00%	-	-	-	30,80,306.82	26,80,306.82
2	Buildings	5,03,37,188.08	-	11,60,054.00	-	5.00%	1,78,22,159.57	16,54,752.78	1,94,76,912.35	3,20,20,329.73	3,25,15,028.52
3	Canteen	1,56,83,275.92	-	-	-	5.00%	27,46,543.53	6,46,836.62	33,93,380.15	1,22,89,895.77	1,29,36,732.39
4	Electrical & Pipe Fitting	15,93,500.57	-	-	-	25.88%	12,23,137.15	95,850.05	13,18,987.20	2,74,513.37	3,70,363.42
5	Open Air Theatre	29,116.69	-	-	-	5.00%	27,767.72	67.45	27,835.17	1,281.52	1,348.97
6	Open Air Auditorium	39,46,000.30	-	-	-	5.00%	14,22,246.11	1,26,187.71	15,48,433.82	23,97,566.48	25,23,754.19
7	Swimming Pool	82,445.41	-	-	-	5.00%	61,064.66	1,069.04	62,133.70	20,311.71	21,380.75
8	Stadium	10,327.95	-	-	-	5.00%	10,027.23	15.04	10,042.27	285.68	300.72
9	Students Centre	71,282.56	-	-	-	5.00%	63,210.42	403.61	63,614.03	7,668.53	8,072.14
10	Furniture & Office Equipmen	92,68,718.16	-	-	-	18.10%	78,72,516.55	2,52,712.49	81,25,229.04	11,43,489.12	13,96,201.61
11	Lab for Microbiology	1,24,590.08	-	-	-	5.00%	72,322.65	2,613.37	74,936.02	49,654.06	52,267.43
12	Laboratory Equipments	48,31,534.36	-	1,72,702.00	-	25.88%	45,23,414.27	1,02,089.12	46,25,503.39	3,78,732.97	3,08,120.09
13	Library Books	11,19,301.87	-	2,15,256.00	-	18.10%	10,91,290.30	24,550.76	11,15,841.06	2,18,716.81	28,011.57
14	Self financing Books	91,139.00	-	-	-	18.10%	86,941.98	759.66	87,701.64	3,437.36	4,197.02
15	Water Tank	7,806.19	-	-	-	18.10%	7,668.80	24.87	7,693.67	112.52	137.39
16	Xerox Machine	2,85,000.00	-	-	-	15.33%	1,77,574.15	16,468.38	1,94,042.53	90,957.47	1,07,425.85
17	Bore Well	4,11,525.05	-	-	-	18.10%	3,92,918.73	3,367.74	3,96,286.47	15,238.58	18,606.32
18	Toilets	2,63,476.19	-	-	-	18.10%	2,11,680.21	9,375.07	2,21,055.28	42,420.91	51,795.98
19	Over Head Tank	51,225.16	-	-	-	18.10%	50,665.93	101.22	50,767.15	458.01	559.23
20	Aadit Sankara Mandapam	28,007.00	-	-	-	18.10%	27,650.36	64.55	27,714.91	292.09	356.64
21	Basket Ball Court	1,08,320.00	-	-	-	18.10%	1,06,476.43	333.69	1,06,810.12	1,509.88	1,843.57
22	Security Guard Room	5,500.00	-	-	-	18.10%	5,414.01	15.56	5,429.57	70.43	85.99
23	P.G Block (Jubilee Memorial	86,57,576.00	-	-	-	5.00%	50,04,078.97	1,82,674.85	51,86,753.82	34,70,822.18	36,53,497.03
24	Cycke Shed	95,406.00	-	-	-	18.10%	93,110.20	415.54	93,525.74	1,880.26	2,295.80
25	Association office building	34,870.81	-	-	-	5.00%	26,577.79	414.65	26,992.44	7,878.37	8,293.02
26	Refrigerator	75,600.00	-	-	-	15.33%	71,189.43	676.14	71,865.57	3,734.43	4,410.57
27	New Passage	37,200.00	-	-	-	5.00%	26,700.15	524.99	27,225.14	9,974.86	10,499.85
28	Generator	6,51,680.00	-	-	-	15.33%	5,50,925.05	15,445.73	5,66,370.78	85,309.22	1,00,754.95
29	Generator House	1,35,485.00	-	-	-	5.00%	88,129.77	2,367.76	90,497.53	44,987.47	47,355.23
30	Protection Wall	68,100.00	-	-	-	5.00%	48,463.94	981.80	49,445.74	18,654.26	19,636.06
31	Electrical Fittings	3,68,630.00	-	-	-	18.10%	3,07,714.80	11,025.65	3,18,740.45	49,889.55	60,915.20
32	Foot Ball Court & Play groun	8,91,038.00	-	-	-	18.10%	8,72,747.24	3,310.63	8,76,057.87	14,980.13	18,290.76
33	Air Conditioner	67,400.00	-	-	-	15.33%	63,858.43	542.92	64,401.35	2,998.65	3,541.57
34	Compound Wall	17,66,775.00	-	-	-	5.00%	7,92,257.04	48,725.90	8,40,982.94	9,25,792.06	9,74,517.96
35	Computer & Printer	46,50,838.00	-	-	-	40.00%	42,41,170.10	1,63,867.16	44,05,037.26	2,45,800.74	4,09,667.90
36	Water Cooler	1,02,360.00	-	-	-	15.33%	97,628.53	725.33	98,353.86	4,006.14	4,731.47

K. Anand
(Mg. Director)

Place : Kalady
Date : 29.06.2022

D.Dasaratharaman
(Director)

K.S.Neelacanta Iyer
(Director)

T P Sivaramakrishnan
(Chartered Accountant)

T.P.Sivaramakrishnan, B.Sc., FCA
Chartered Accountant
M. No: 24087



Beeth

PRINCIPAL
SREE SANKARA COLLEGE
KALADY

SREE SANKARA COLLEGE ASSOCIATION, KALADY
LIST OF FIXED ASSETS - 31.03.2022.

Note - I TANGIBLE ASSETS												
Sl No	PARTICULARS	GROSS BLOCK				DEPRECIATION				NET BLOCK		
		As on 01.04.2021	Up to Sept 2021	after Sept 2021	Deletions	As on 31.03.2022	Rate %	Up to 31.03.2021	During the period	Up to 31.03.2022	As on 31.03.2022	As on 31.03.2021
37	P A B X Installation	80,255.00				80,255.00	15.33%	77,093.69	484.63	77,578.32	2,676.68	3,161.31
38	Panasonic CD Projector	9,89,800.00				9,89,800.00	15.33%	4,44,849.06	83,540.98	5,28,390.04	4,61,409.96	5,44,950.94
39	Photostat Machine	4,10,633.00		53,999.00		4,64,632.00	15.33%	1,71,704.30	40,766.79	2,12,471.09	2,52,160.91	2,38,928.70
40	Weighing Balance	89,882.00				89,882.00	15.33%	81,805.39	1,238.14	83,043.53	6,838.47	8,076.61
41	Ladies Hostel Building	25,00,000.00				25,00,000.00	5.00%	7,97,802.84	85,109.86	8,82,912.70	16,17,087.30	17,02,197.16
42	Fridge	11,375.00				11,375.00	15.33%	9,690.99	258.16	9,949.15	1,425.85	1,684.01
43	Battery & Inverter	66,800.00				66,800.00	15.33%	46,739.15	3,075.33	49,814.48	16,985.52	20,060.85
44	Camera/CCTV	8,54,563.00		1,50,047.00		10,04,610.00	15.33%	3,96,022.68	81,795.33	4,77,818.01	5,26,791.99	4,58,540.32
45	Camera	40,369.00				40,369.00	15.33%	6,188.57	5,239.86	11,428.43	28,940.57	34,180.43
46	Fax	6,500.00				6,500.00	15.33%	5,867.40	96.98	5,964.38	535.62	632.60
47	Building - Malayalam Block	1,77,25,000.00				1,77,25,000.00	5.00%	81,22,232.44	4,80,138.38	86,02,370.82	91,22,629.18	96,02,767.56
48	Indoor Stadium	1,35,00,000.00				1,35,00,000.00	5.00%	42,79,166.91	4,61,041.65	47,40,208.56	87,59,791.44	92,20,833.09
49	Building - NR Students Cent	7,18,380.00				7,18,380.00	5.00%	2,20,731.61	24,882.42	2,45,614.03	4,72,765.97	4,97,648.39
50	Building Near Basket Ball C	1,00,00,000.00				1,00,00,000.00	5.00%	23,10,551.93	3,84,472.40	26,95,024.33	73,04,975.67	76,89,448.07
51	Ladies Waiting Shed	2,96,000.00				2,96,000.00	5.00%	94,459.87	10,077.01	1,04,536.88	1,91,463.12	2,01,540.13
52	Well	2,11,500.00				2,11,500.00	5.00%	59,556.51	7,597.17	67,153.68	1,44,346.32	1,51,943.49
53	Building - Micro Biology	1,09,89,015.00				1,09,89,015.00	5.00%	36,39,666.63	3,67,467.42	40,07,134.05	69,81,880.95	73,49,348.37
54	Chalk Board	87,500.00				87,500.00	25.88%	70,458.66	4,410.30	74,868.96	12,631.04	17,041.34
55	MD Cabin & South Block	11,88,950.00				11,88,950.00	5.00%	2,91,962.82	44,849.36	3,36,812.18	8,52,137.82	8,96,987.18
56	S Block - Upgradation	5,05,358.00				5,05,358.00	5.00%	1,04,031.17	20,066.34	1,24,097.51	3,81,260.49	4,01,326.83
57	Transformer 250KVA	14,57,942.00				14,57,942.00	15.33%	4,28,092.23	1,57,875.97	5,85,968.20	8,71,973.80	10,29,849.77
58	Tiles & Aluminium	14,43,076.00				14,43,076.00	25.88%	11,96,700.68	63,761.93	12,60,462.61	1,82,613.39	2,46,375.32
59	Check Post & Side Wall	1,38,080.00				1,38,080.00	5.00%	40,034.91	4,902.25	44,937.16	93,142.84	98,045.09
60	Retaining Wall	8,21,350.00				8,21,350.00	5.00%	3,29,581.86	24,588.41	3,54,170.27	4,67,179.73	4,91,768.14
61	Printer	1,16,036.00				1,16,036.00	15.33%	45,602.15	10,797.51	56,399.66	59,636.34	70,433.85
62	Inverter	20,000.00				20,000.00	15.33%	4,363.99	2,397.00	6,760.99	13,239.01	15,636.01
63	Networking	1,67,723.00				1,67,723.00	15.33%	32,227.02	20,771.53	52,998.55	1,14,724.45	1,35,495.98
64	Summersable Pump	-		11,820.00		11,820.00	15.33%	-	906.00	906.00	10,914.00	-
		17,30,68,633.17	4,00,000.00	17,63,878.00	-	17,52,32,511.17		7,35,94,427.66	57,61,966.94	7,93,56,394.60	9,58,76,116.57	9,94,74,205.52

K. Anand
(Mg. Director)

D.Dasaratharaman
(Director)

K.S.Neelacanta Iyer
(Director)

T P Sivaramakrishnan
(Chartered Accountant)

Place : Kalady
Date : 29.06.2022



T.P.Sivaramakrishnan, B.Sc., FCA
Chartered Accountant
M. No: 24087



Deeth
PRINCIPAL
SREE SANKARA COLLEGE
KALADY

SREE SANKARA COLLEGE ASSOCIATION- KALADY.
Income and Expenditure for the year ended 31st March, 2023

Particulars	Note No	For the year ended 31st March 2023	For the year ended 31st March 2022
I. Revenue from operations	J	1,71,92,060.00	1,78,45,752.00
II. Other Income	K	6,84,872.76	4,56,710.43
III. Total Revenue (I +II)		1,78,76,932.76	1,83,02,462.43
<u>IV. Expenses:</u>			
Financial costs	L	4,713.76	8,733.20
Employee benefit expense	M	75,40,732.00	70,99,675.00
Depreciation and amortization expense	I	53,88,612.68	57,61,966.94
Other expenses	N	77,59,387.88	61,18,901.42
Total Expenses		2,06,93,446.32	1,89,89,276.56
V. Loss before exceptional and extraordinary items and tax	(III - IV)	(28,16,513.56)	(6,86,814.13)

K. Anand
(Mg. Director)

T P Sivaramakrishnan
(Chartered Accountant)

T.P. Sivaramakrishnan, B.Sc., FCA

D.Dasaratharaman
(Director)

Chartered Accountant



Place : Kalady
Date : 10.06.2023

K.S.Neelacanta Iyer
(Director)



Prath
PRINCIPAL
SREE SANKARA COLLEGE
KALADY

SREE SANKARA COLLEGE ASSOCIATION, KALADY
LIST OF FIXED ASSETS - 31.03.2023.

Note - I TANGIBLE ASSETS												
Sl No	PARTICULARS	GROSS BLOCK				DEPRECIATION				NET BLOCK		
		As on 01.04.2022	Up to Sept 2022	after Sept 2022	Deletions	As on 31.03.2023	Rate %	Up to 31.03.2022	During the period	Up to 31.03.2023	As on 31.03.2023	As on 31.03.2022
1	Land.	30,80,306.82				30,80,306.82	0.00%	-	-	-	30,80,306.82	30,80,306.82
2	Buildings.	5,14,97,242.08				5,14,97,242.08	5.00%	1,94,76,912.35	16,01,016.49	2,10,77,928.84	3,04,19,313.24	3,20,20,329.73
3	Canteen	1,56,83,275.92				1,56,83,275.92	5.00%	33,93,380.15	6,14,494.79	40,07,874.94	1,16,75,400.98	1,22,89,895.77
4	Electrical & Pipe Fitting	15,93,500.57				15,93,500.57	25.88%	13,18,987.20	71,044.06	13,90,031.26	2,03,469.31	2,74,513.37
5	Open Air Theatre	29,116.69				29,116.69	5.00%	27,835.17	64.08	27,899.25	1,217.44	1,281.52
6	Open Air Auditorium	39,46,000.30				39,46,000.30	5.00%	15,48,433.82	1,19,878.32	16,68,312.14	22,77,688.16	23,97,566.48
7	Swimming Pool	82,445.41				82,445.41	5.00%	62,133.70	1,015.59	63,149.29	19,296.12	20,311.71
8	Stadium	10,327.95				10,327.95	5.00%	10,042.27	14.28	10,056.55	271.40	285.68
9	Students Centre	71,282.56				71,282.56	5.00%	63,614.03	383.43	63,997.46	7,285.10	7,668.53
10	Furniture & Office Equipmen	92,68,718.16		31,200.00		92,99,918.16	18.10%	81,25,229.04	2,09,795.13	83,35,024.17	9,64,893.99	11,43,489.12
11	Lab for Microbiology	1,24,590.08				1,24,590.08	5.00%	74,936.02	2,482.70	77,418.72	47,171.36	49,654.06
12	Laboratory Equipments	50,04,236.36				50,04,236.36	25.88%	46,25,503.39	98,016.09	47,23,519.48	2,80,716.88	3,78,732.97
13	Library Books	13,34,557.87				13,34,557.87	18.10%	11,15,841.06	39,587.74	11,55,428.80	1,79,129.07	2,18,716.81
14	Self financing Books	91,139.00				91,139.00	18.10%	87,701.64	622.16	88,323.80	2,815.20	3,437.36
15	Water Tank	7,806.19				7,806.19	18.10%	7,693.67	20.37	7,714.04	92.15	112.52
16	Xerox Machine	2,85,000.00				2,85,000.00	15.33%	1,94,042.53	13,943.78	2,07,986.31	77,013.69	90,957.47
17	Bore Well	4,11,525.05				4,11,525.05	18.10%	3,96,286.47	2,758.18	3,99,044.65	12,480.40	15,238.58
18	Toilets	2,63,476.19				2,63,476.19	18.10%	2,21,055.28	7,678.18	2,28,733.46	34,742.73	42,420.91
19	Over Head Tank	51,225.16				51,225.16	18.10%	50,767.15	82.90	50,850.05	375.11	458.01
20	Aadi Sankara Mandapam	28,007.00				28,007.00	18.10%	27,714.91	52.87	27,767.78	239.22	292.09
21	Basket Ball Court	1,08,320.00				1,08,320.00	18.10%	1,06,810.12	273.29	1,07,083.41	1,236.59	1,509.88
22	Security Guard Room	5,500.00				5,500.00	18.10%	5,429.57	12.75	5,442.32	57.68	70.43
23	P.G Block (Jubilee Memorial)	86,57,576.00				86,57,576.00	5.00%	51,86,753.82	1,73,541.11	53,60,294.93	32,97,281.07	34,70,822.18
24	Cycke Shed	95,406.00				95,406.00	18.10%	93,525.74	340.33	93,866.07	1,539.93	1,880.26
25	Association office building	34,870.81				34,870.81	5.00%	26,992.44	393.92	27,386.36	7,484.45	7,878.37
26	Refrigerator	75,600.00	26,500.00			1,02,100.00	15.33%	71,865.57	4,634.94	76,500.51	25,599.49	3,734.43
27	New Passage	37,200.00				37,200.00	5.00%	27,225.14	498.74	27,723.88	9,476.12	9,974.86
28	Generator	6,51,680.00				6,51,680.00	15.33%	5,66,370.78	13,077.90	5,79,448.68	72,231.32	85,309.22
29	Generator House	1,35,485.00				1,35,485.00	5.00%	90,497.53	2,249.37	92,746.90	42,738.10	44,987.47
30	Protection Wall	68,100.00				68,100.00	5.00%	49,445.74	932.71	50,378.45	17,721.55	18,654.26
31	Electrical Fittings	3,68,630.00				3,68,630.00	18.10%	3,18,740.45	9,030.01	3,27,770.46	40,859.54	49,889.55
32	Foot Ball Court & Play grou	8,91,038.00				8,91,038.00	18.10%	8,76,057.87	2,711.40	8,78,769.27	12,268.73	14,980.13
33	Air Conditioner	67,400.00				67,400.00	15.33%	64,401.35	459.69	64,861.04	2,538.96	2,998.65
34	Compound Wall	17,66,775.00				17,66,775.00	5.00%	8,40,982.94	46,289.60	8,87,272.54	8,79,502.46	9,25,792.06
35	Computer & Printer	46,50,838.00	42,800.00			46,93,638.00	40.00%	44,05,037.26	1,15,440.30	45,20,477.56	1,73,160.44	2,45,800.74
36	Water Cooler	1,02,360.00				1,02,360.00	15.33%	98,353.86	614.14	98,968.00	3,392.00	4,006.14

K. Anand
(Mg. Director)
Place : Kalady
Date : 10.06.2023



D.Dasaratharaman
(Director)

T.P.Sivaramakrishnan, B.Sc., FCA
Chartered Accountant
M. No: 24087



K.S.Neelacanta Iyer
(Director)

T P Sivaramakrishnan
(Chartered Accountant)

2

Praveen
PRINCIPAL
SREE SANKARA COLLEGE
KALADY

SREE SANKARA COLLEGE ASSOCIATION, KALADY
LIST OF FIXED ASSETS - 31.03.2023.

Note - I												
TANGIBLE ASSETS												
Sl No	PARTICULARS	GROSS BLOCK				DEPRECIATION				NET BLOCK		
		As on 01.04.2022	Up to Sept 2022	after Sept 2022	Deletions	As on 31.03.2023	Rate %	Up to 31.03.2022	During the period	Up to 31.03.2023	As on 31.03.2023	As on 31.03.2022
37	P.A.B.X Installation	80,255.00				80,255.00	15.33%	77,578.32	410.34	77,988.66	2,266.34	2,676.68
38	Panasonic CD Projector	9,89,800.00				9,89,800.00	15.33%	5,28,390.04	70,734.15	5,99,124.19	3,90,675.81	4,61,409.96
39	Photostat Machine	4,64,632.00				4,64,632.00	15.33%	2,12,471.09	38,656.27	2,51,127.36	2,13,504.64	2,52,160.91
40	Weighing Balance	89,882.00				89,882.00	15.33%	83,043.53	1,048.34	84,091.87	5,790.13	6,838.47
41	Ladies Hostel Building	25,00,000.00				25,00,000.00	5.00%	8,82,912.70	80,854.37	9,63,767.07	15,36,232.93	16,17,087.30
42	Fridge	11,375.00				11,375.00	15.33%	9,949.15	218.58	10,167.73	1,207.27	1,425.85
43	Battery & Inverter	66,800.00				66,800.00	15.33%	49,814.48	2,603.88	52,418.36	14,381.64	16,985.52
44	Camera/CCTV	10,04,610.00				10,04,610.00	15.33%	4,77,818.01	80,757.21	5,58,575.22	4,46,034.78	5,26,791.99
45	Camera	40,369.00				40,369.00	15.33%	11,428.43	4,436.59	15,865.02	24,503.98	28,940.57
46	Fax	6,500.00				6,500.00	15.33%	5,964.38	82.11	6,046.49	453.51	535.62
47	Building - Malayalam Block	1,77,25,000.00				1,77,25,000.00	5.00%	86,02,370.82	4,56,131.46	90,58,502.28	86,66,497.72	91,22,629.18
48	Indoor Stadium	1,35,00,000.00				1,35,00,000.00	5.00%	47,40,208.56	4,37,989.57	51,78,198.13	83,21,801.87	87,59,791.44
49	Building - NR Students Cent	7,18,380.00				7,18,380.00	5.00%	2,45,614.03	23,638.30	2,69,252.33	4,49,127.67	4,72,765.97
50	Building Near Basket Ball C	1,00,00,000.00				1,00,00,000.00	5.00%	26,95,024.33	3,65,248.78	30,60,273.11	69,39,726.89	73,04,975.67
51	Ladies Waiting Shed	2,96,000.00				2,96,000.00	5.00%	1,04,536.88	9,573.16	1,14,110.04	1,81,889.96	1,91,463.12
52	Well	2,11,500.00				2,11,500.00	5.00%	67,153.68	7,217.32	74,371.00	1,37,129.00	1,44,346.32
53	Building - Micro Biology	1,09,89,015.00				1,09,89,015.00	5.00%	40,07,134.05	3,49,094.05	43,56,228.10	66,32,786.90	69,81,880.95
54	Chalk Board	87,500.00				87,500.00	25.88%	74,868.96	3,268.91	78,137.87	9,362.13	12,631.04
55	MD Cabin & South Block	11,88,950.00				11,88,950.00	5.00%	3,36,812.18	42,606.89	3,79,419.07	8,09,530.93	8,52,137.82
56	S. Block - Upgradation	5,05,358.00				5,05,358.00	5.00%	1,24,097.51	19,063.02	1,43,160.53	3,62,197.47	3,81,260.49
57	Transformer 250KVA	14,57,942.00				14,57,942.00	15.33%	5,85,968.20	1,33,673.58	7,19,641.78	7,38,300.22	8,71,973.80
58	Tiles & Aluminium	14,43,076.00				14,43,076.00	25.88%	12,60,462.61	47,260.35	13,07,722.96	1,35,353.04	1,82,613.39
59	Check Post & Side Wall	1,38,080.00				1,38,080.00	5.00%	44,937.16	4,657.14	49,594.30	88,485.70	93,142.84
60	Retaining Wall	8,21,350.00				8,21,350.00	5.00%	3,54,170.27	23,358.99	3,77,529.26	4,43,820.74	4,67,179.73
61	Printer	1,16,036.00				1,16,036.00	15.33%	56,399.66	9,142.25	65,541.91	50,494.09	59,636.34
62	Inverter	20,000.00				20,000.00	15.33%	6,760.99	2,029.54	8,790.53	11,209.47	13,239.01
63	Networking	1,67,723.00		16,045.00		1,83,768.00	15.33%	52,998.55	18,817.11	71,815.66	1,11,952.34	1,14,724.45
64	Summersable Pump	11,820.00		11,950.00		23,770.00	15.33%	906.00	2,589.08	3,495.08	20,274.92	10,914.00
		17,52,32,511.17	69,300.00	59,195.00	-	17,53,61,006.17		7,93,56,394.60	53,88,612.68	8,47,45,007.28	9,06,15,998.89	9,58,76,116.57

K. Anand
(Mg. Director)

D.Dasaratharaman
(Director)

K.S.Neelacanta Iyer
(Director)

T P Sivaramakrishnan
(Chartered Accountant)

Place : Kalady
Date : 10.06.2023



P. Sivaramakrishnan, B.Sc., FCA
Chartered Accountant
M. No: 24087



P. Anand
PRINCIPAL
SREE SANKARA COLLEGE
KALADY